

## SUMMARY OF EVIDENCE

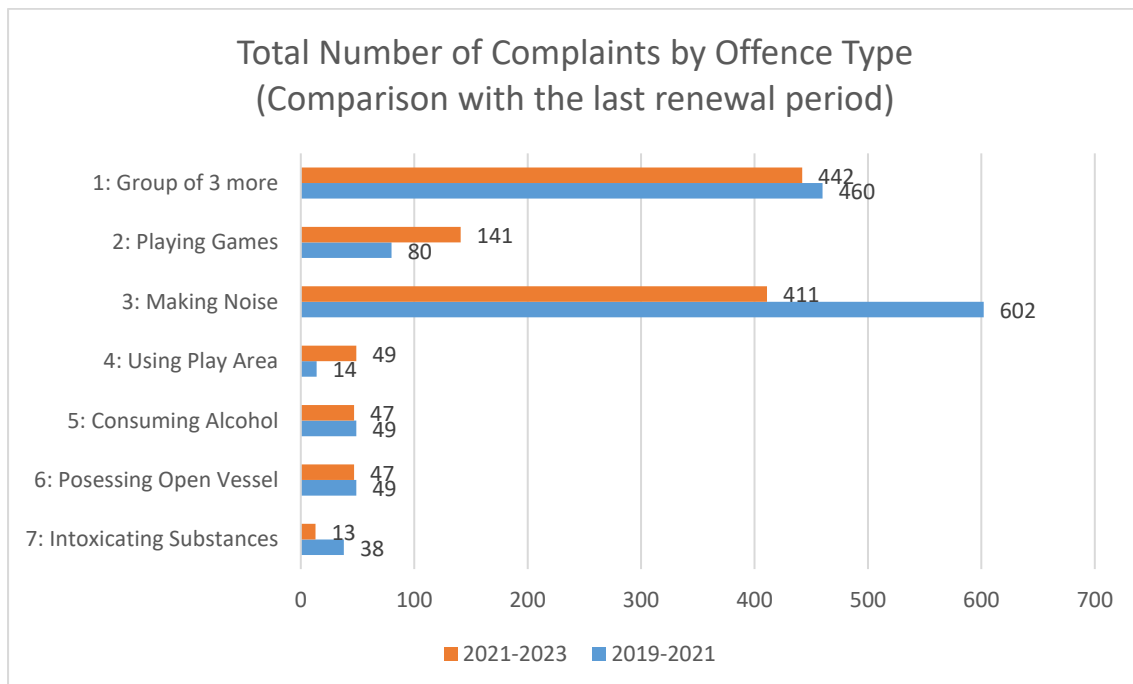
The following is a summary of the recorded breaches of the existing Public Space Protection Order (PSPO), numbers of visits to the area by Council/partner agency officers, Fixed Penalty Notices (FPNs) issued for breaches of the PSPO and other Anti-Social Behaviour (ASB) incidents reported in Hexthorpe since its renewal in August 2021 to Sept 2023.

The PSPO deals with the following prohibitions

- Gathering in groups of 3 or more - causing harassment, alarm, or distress
- Playing games on the public highway in way that causes nuisance or annoyance
- Making excessive noise
- Using the Urban Road play area between 21:30 & 07:00
- Consuming alcohol in a public place
- Having an open vessel of alcohol in a public place
- Using intoxicating substances

1. Below is the evidence gathered by the council and its partner agencies - Police, and Fire Service. There were **724** reports relating to the PSPO which equated to **1150** separate incidents, that if witnessed by an officer could have led to potential breaches recorded between 10<sup>th</sup> August 2021 and 30<sup>th</sup> Sept 2023.

The table below shows the incidence types reported during that period, and for comparative purposes also shows the figures for the same period between 10<sup>th</sup> August 2019 And September 2021 .

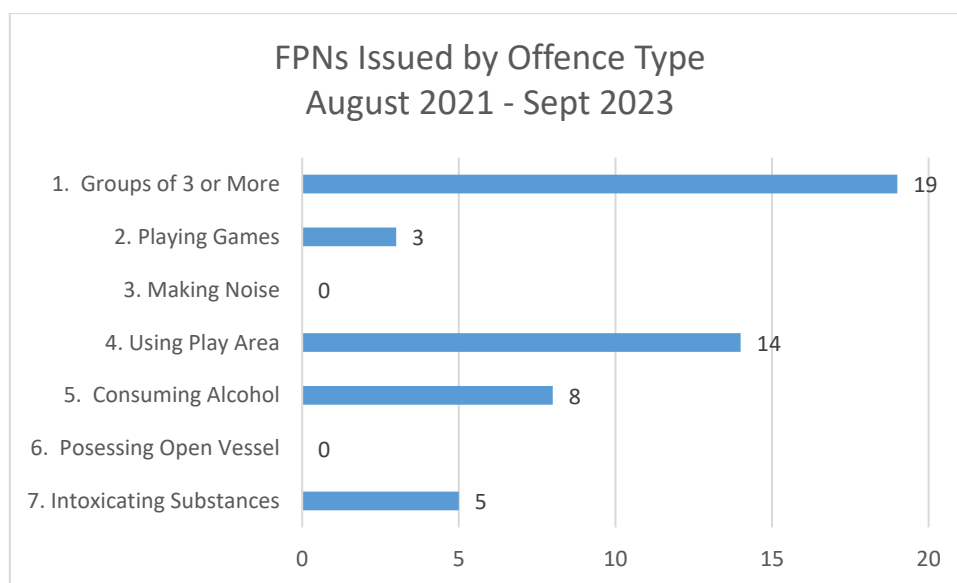


The prohibitions for ‘No congregating in a group of 3 or more people, causing or likely to cause harassment alarm or distress’ (1), followed by ‘No person should make excessive noise to the detriment of anyone living nearby’ (3) were predominantly the

main complaints received in the area, and worthy of note, usually linked on one report. The prohibition for ‘No person shall play games on the highway causing nuisance to those living nearby’ (2) followed as third highest for reports.

The top reported prohibitions mirror what was noted within the previous PSPO renewal process of 2021. Although there has been a reduction in reporting for the majority, linked to the ongoing commitment of local community members and local services to educate and improve community responsibility, the prohibition linked to playing games on the highway, has seen a 76% increase and the prohibition linked to the play area has seen an increase of 250% in comparison.

2. During the current PSPO period there have been **49 fixed penalty notices** issued in total. This is an **increase of 20%** from the last renewal period. The data below shows the number of Fixed Penalty Notices issued and for which specific PSPO breaches.



As the data above shows, the highest number of fixed penalty notices, during the period of the current PSPO, have been issued for a breach of gathering in groups of 3 or more. Although there has been a noted increase in the number of fixed penalty notices issued, it is worth highlighting that educating residents on the PSPO and working to prevent breaches, remains a key focus for officers both from the Local Authority and South Yorkshire Police.

3. The data and graph below represent the number of visits to the PSPO area, by officers, involving the Council and partner agencies since the PSPO was renewed in August 2021.

Agency	Year 1 (Aug2021- Jul2022)	Year 2 (Aug2022- Jul2023)	Year 3 (Aug2023- Sept2023 - part year)	Total
SYP (Local Policing Team - ASB only)	728	728	121	1577

Communities Area Team	401	429	68	<b>898</b>
NRT	1120	1688	289	<b>3097</b>
SYFR	60	74	11	<b>145</b>
Enforcement / FPN	1120	960	173	<b>2253</b>
<b>Total</b>	<b>3429</b>	<b>3879</b>	<b>662</b>	<b>7970</b>

- SYP figures - the number of times an officer from the Local Policing Team proactively attended or was called to the Hexthorpe area.
- Communities Area Team figures – the number of dedicated officers for the ward, Council received reports followed up and proactive community engagement work undertaken in the area, including direct conversations regarding the PSPO and wider community related issues.
- Neighbourhood Response Team (NRT) - the number of live tasking visits made to the area and responses to Council received reports where incidents are taking place at that time and a response required.
- SYFR figures - the number of calls to the area, proactive work and visits including those that were false alarm calls.
- Enforcement team figures - the number of times officers were in the area proactively dealing with environmental anti-social behaviour issues.



#### 4. Wheeled Bin Collections

The information below sets out the data which demonstrates the need to propose a new requirement in relation to the presentation of wheelie bins within Hexthorpe.

The data provides details of the types of reports received and the number of notices and letters of advice that have been issued in relation to those reports for Hexthorpe. In addition, in order to demonstrate that the problems associated with wheelie bins being left out in the highway is more pronounced in Hexthorpe, an area has been identified to enable a visual comparison within a part of Wheatley, with a similar sized area, demographics and similar housing arrangements.

**Hexthorpe** - In addition, there have been **712 reports** linked to the wheeled bin service in Hexthorpe, during the current PSPO period (August 2021 to September 2023).

These are in relation to the following -

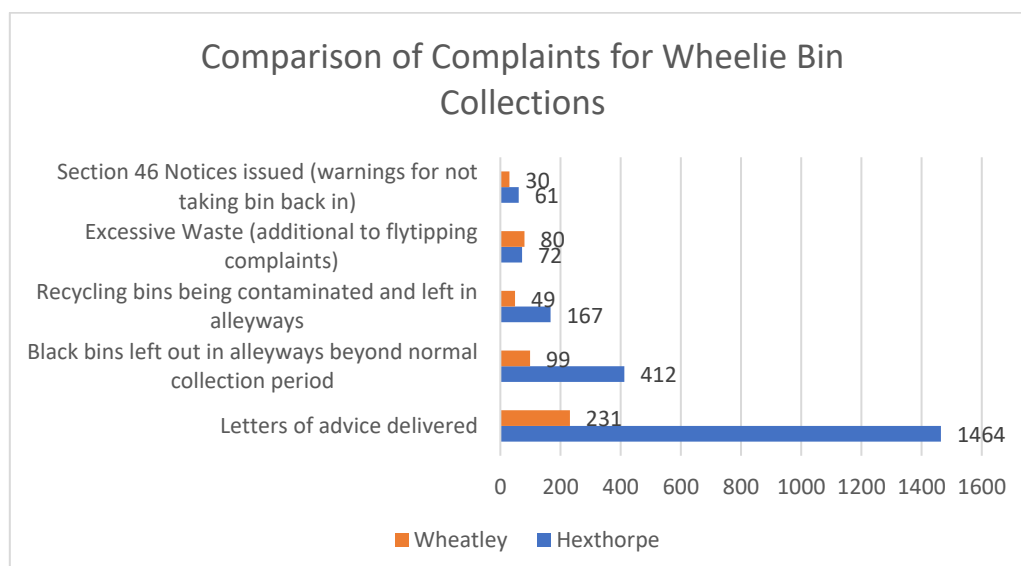
- Black bins left out in alleyways beyond the normal collection period- **412**
- Recycling bins being contaminated and left in alleyways - **167**
- Excessive waste (additional to fly tipping complaints) – **72**
- Notices issued (Warnings to residents for not taking their bin back into their premises following collection) - **61**

In addition, a total of **1464 letters of advice** to properties have also been delivered and discussed with residents in relation to these problems.

**Wheatley** – (Comparison area of the same number of properties) There were **251 reports** linked to the wheeled bin service in the same period.

- Black bins left out in alleyways beyond the normal collection period- **99**
- Recycling bins being contaminated and left in alleyways - **49**
- Excessive waste (additional to fly tipping complaints) – **80**
- Notices issued (Warnings to residents for not taking their bin back into their premises following collection) - **23**

In addition, a total of **231 letters of advice** to properties have also been delivered and discussed with residents in relation to these problems.



The area comparison data above for the presentation and return of wheelie bins, clearly shows that for Hexthorpe, the issue of wheelie bins being left in alleyways and on pavements is more prevalent. This causes longer term environmental issues and a detrimental impact on quality of life of communities and residents including –

- Wheelie bin thefts – leading to residents having to pay for a replacement bin or leaving bagged waste on the highway due to no other means to dispose
- Wheelie bin anti-social behaviour – such as targeted arson attacks on bins that have been left out and/or bins being tipped over and waste spilled out
- Use of others wheelie bin – reducing capacity for the homeowner to dispose of their own waste responsibly
- Blocking of access – wheelie bin left in alleyways making it difficult for residents to access their properties and for services to support the local community such as cleansing teams
- Rodent activity – a known impact of wheelie bins left out in alleyways, is the additional waste that is then left alongside on the floor. This waste is then known to provide a consistent food source for pests, which are not only a blight in public open spaces, but also can result in pests entering homes.

5. Proactive community engagement was introduced following the 2021 PSPO renewal. This is a method used to capture what matters to people who live and work in the area. To date **1499** conversations have been held with residents about various issues during the current period, resulting in an increase in early intervention and prevention support being available through such programmes as Stronger Families and via the Council's Wellbeing Team.

Of these conversations **236** were directly about the PSPO and how it was affecting people.

This equated to -

- **143** relating to residents verbally reporting PSPO related incidents
- **61** related to education and awareness raising conversations linked to the PSPO
- **32** related to other general comments around the use of the PSPO in the area

## Proactive Community Conversations

